

CIN:U45102TG2006PTC051182

Hyderabad - 500 063

BALANCE SHEET AS AT 31-03-2022

for and on behalf of the Board of Directors
For NETTLINX REALTY PRIVATE LIMITED

MANOHAR LOKA REDDY N. VENKATESWARA RAO
Director Director
DIN:00140229 DIN:01116904



NETTLINX REALTY PRIVATE LIMITED

CIN:U45102TG2006PTC051182

5-9-22, 3rd Floor, My Home Sarovar Plaza, Secretariat Road, Saifabad
Hyderabad - 500 063

Profit and Loss Statement for the year ended 31-03-2022

		Amount In (Rs.)	
Particulars	Note	For the year Ended March 31, 2022	For the year Ended March 31, 2021
I Revenue from operations	16	8,73,00,000	10,30,40,000
II Other income (net)	17	16,00,166	87,980
III Total Income (I + II)		8,89,00,166	10,31,27,980
IV Expenses			
(a) Changes in inventories and finished goods & stock in process	18	6,34,50,817	4,90,04,450
(b) Employee benefit expenses	19	53,49,000	48,30,000
(c) Finance costs	20	1,13,909	2,56,080
(d) Depreciation and amortization expense	02	5,30,910	2,77,744
(e) Other expenses	21	17,23,618	16,28,017
Total Expenses(IV)		7,11,68,253	5,59,96,292
V Profit/(loss) before exceptional items and tax (I - IV)		1,77,31,912	4,71,31,688
VI Exceptional items		-	-
VII Profit/(loss) before tax (V - VI)		1,77,31,912	4,71,31,688
VIII Tax Expense			
(a) Current tax		29,59,811	76,27,262
(b) Deferred tax		(22,265)	3,030
Total Tax Expense		29,37,546	76,30,292
IX Profit after tax (VII - VIII)		1,47,94,366	3,95,01,396
X Other comprehensive income			
A (i) Items that will not be reclassified to profit or loss			
Net (loss)/ gain on Fair Value Through OCI (FVTOCI) equity securities		4,29,56,009	(13,49,807)
(ii) Income tax on items that may not be reclassified to profit or loss		(1,11,68,562)	3,50,950
		3,17,87,447	(9,98,857)
XI Total Comprehensive Income for the year (IX + X)		4,65,81,813	3,85,02,540
X Earnings Per Share (₹)			
(i) Basic		38.93	103.96
(ii) Diluted		38.93	103.96
XI Weighted average equity shares used in computing earnings per equity share			
(i) Basic		379979	379979
(ii) Diluted		379979	379979
Corporate information and significant accounting policies	1		
See accompanying notes to the Financial Statements	2 to		

As per our report of even date

For M/s. NIRANJAN & NARAYAN

Chartered Accountants

Firm Regn.No.005899S

P.VENUMADHAVA RAO

Partner

Membership No.202785

UDIN:22202785AKTKXZ1778

Place: Hyderabad

Date :-16-05-2022



for and on behalf of the Board of Directors

For NETTLINX REALTY PRIVATE LIMITED

MANOHAR LOKA REDDY

Director

DIN:00140229

N.VENKATESWARA RAO

Director

DIN:01116904



NETTLINX REALTY PRIVATE LIMITED

5-9-22, 3rd Floor, My Home Sarovar Plaza, Secretariat Road, Saifabad
Hyderabad - 500 063

Cash Flow Statement for the year ended 31st March, 2022

		Amount(Rs.)	
	Particulars	For the year ended 31-03-2022	For the year ended 31-03-2021
A.	CASH FLOW FROM OPERATING ACTIVITIES		
	Profit Before Taxation	1,77,31,912	4,71,31,688
	Adjustments for:		
	Add: Depreciation	5,30,910	2,77,744
		1,82,62,822	4,74,09,432
	Operating Profit/(Loss) Before Working Capital Changes		
	Adjustments for :		
	(increase)/ Decrease in Inventories	4,74,54,337	4,87,74,450
	(Increase)/Decrease in Other Financial Assets	21,29,936	(46,29,400)
	(Increase)/Decrease in Other Current Assets	(52,923)	-
	Increase/(Decrease) in Other Current Liabilities	13,77,250	20,98,265
	Increase/(Decrease) in Other Financial Liabilities	3,11,725	-
	Increase/(Decrease) in Provisions	(8,14,932)	2,58,307.00
	Cash generated from Operations	6,86,68,214	9,39,11,054
	Income Taxes paid	25,28,700	66,00,000
	Net Cash from/ (used in) Operating Activities - (I)	6,61,39,514	8,73,11,054
B.	CASH FLOW FROM INVESTING ACTIVITIES		
	Purchase of Fixed Assets including CWIP	(22,93,219)	-
	Disposals of Fixed Assets	-	-
	Long term loans and advances	1,61,96,480	(48,00,000)
	(Increase)/Decrease in Current investments	(8,55,77,650)	(3,50,50,000)
	Net Cash from Investing Activities - (II)	(7,16,74,389)	(3,98,50,000)
C.	CASH FLOW FROM FINANCING ACTIVITIES		
	Share capital raised	-	-
	Increase/ Decrease in Reserves and Surplus	-	-
	Increase/(Decrease) in Other Non Current Liabilities	11,93,175	(4,28,70,000)
	Net Cash from/(used in) Financing Activities - (III)	11,93,175	(4,28,70,000)
	Net Increase/(Decrease) in Cash and Cash Equivalents (I+II+III)	(43,41,700)	45,91,054
	Cash and Cash Equivalents at the beginning of the year	50,82,613	4,91,559
	Cash and Cash Equivalents at the end of the year	7,40,913	50,82,613
	Components of Cash and Cash Equivalents:		
	Cash in hand	6	1,70,806
	Balances with Schedule Banks		
	on Current Accounts	7,40,907	49,11,806
	Total Cash and Cash Equivalents as per Balance Sheet	7,40,913	50,82,612

This is the Cash Flow Statement referred to in our report of even date.

For M/s. NIRANJAN & NARAYAN
Chartered Accountants
Firm Regn.No.005899S



P.VENUMADHAVA RAO
Partner
Membership No.202785
UDIN:22202785AKTKXZ1778



for and on behalf of the Board of Directors
For NETTLINX REALTY PRIVATE LIMITED


MANOHAR LOKA REDDY
Managing Director
DIN:00140229




N.VENKATESWARA RAO
Director
DIN:01116904

Place : Hyderabad.
Date :16-05-2022

Nettlinx Realty Limited
Notes to the financial statements for the year ended 31-03-2022

NOTE – 2

Amount(Rs.)

PROPERTY, PLANT & EQUIPMENT			
Particulars	Vehicles	OFFICE EQUIPMENT	Total
Cost			
As at 01-04-2021	50,39,979	11,47,350	61,87,329
Additions	22,93,219	-	22,93,219
Disposals	11,33,512	-	11,33,512
As at 31-03-2022	61,99,686	11,47,350	73,47,036
Depreciation			
As at 01-04-2021	47,69,489	9,67,350	57,36,839
Charge for the year-2021-22	3,88,410	1,42,500	5,30,910
Disposals	11,33,512	-	11,33,512
As at 31-03-2021	40,24,387	11,09,850	51,34,237
Net Block			
As At 31-03-2022	21,75,299	37,500	22,12,799
As At 31-03-2021	2,70,490	1,80,000	4,50,490



Nettlinx Realty Private Limited
Notes to the financial statements for the year ended 31-03-2022

NOTE – 3	Amount(Rs.)	
	As at 31-03-2022	As at 31-03-2021
Non Current Investments		
Investments carried at cost		
Unquoted Equity shares		
Investments in Equity shares of Nettlinx Technologies Pvt Ltd (99990 no's of Equity shares (face value Rs. 10/-)	9,99,900	9,99,900
Investment in Equity shares of LGS Global Ltd (450250 no's of Equity shares (previous year 474000 no's of Equity shares) (face value Rs.2/-)	3,26,49,511	3,43,71,861
Unquoted equity shares		
SREE VENKATESWARA GREEN POWER PRJECTS LIMITED (3505000 no's of Equity shares (face value Rs.10/-)	3,50,50,000	3,50,50,000
Golden Meghastructures LLP	8,73,00,000	-
Investments carried at Fair Value Through Other Comprehensive Income (FVTOCI)	85,64,526	(3,43,91,484)
Total	16,45,63,937	3,60,30,277

NOTE – 4	Amount(Rs.)	
	As at 31-03-2022	As at 31-03-2021
DEFERRED TAX ASSET / (LIABILITY)		
Related to carried forward loss	1,09,54,080	1,06,06,161
Mat Credit Entitlement		
Disallowances under IT act 1961		
Related to Temporary differences on Depreciation/Amortization	22,265	(3,030)
INDAS ADJ	(1,11,68,562)	3,50,950
Net Deferred Tax Asset	(1,92,217)	1,09,54,080

NOTE – 5	Amount(Rs.)	
	As at 31-03-2022	As at 31-03-2021
LOANS-OTHER FINANCIAL ASSETS		
Advance to land	50,00,000	2,11,96,480
Total	50,00,000	2,11,96,480



Nettlinx Realty Private Limited

Notes to the financial statements for the year ended 31-03-2022

NOTE – 6	Amount(Rs.)	
	As at 31-03-2022	As at 31-03-2021
INVENTORIES		
(Valued at lower of Cost or net realizable value, unless otherwise stated)		
Land	2,75,02,302	7,49,56,639
Total	2,75,02,302	7,49,56,639

NOTE – 7	Amount(Rs.)	
	As at 31-03-2022	As at 31-03-2021
CASH AND CASH EQUIVALENTS		
Balance with Banks		
- In Current Account	7,40,907	49,11,806
Cash on Hand	6	1,70,806
Total	7,40,913	50,82,612

NOTE –8	Amount(Rs.)	
	As at 31-03-2022	As at 31-03-2021
Current tax assets		
MAT Credit Entitlement Account	11,61,790	11,61,790
ADVANCE TAX	23,00,000	66,00,000
TDS Deposits 2020-21	-	7,79,400
TDS Deposits 2021-22	33,283	-
TCS Deposits	19,640	-
	35,14,713	85,41,190

NOTE –9	Amount(Rs.)	
	As at 31-03-2022	As at 31-03-2021
Other current assets		
Nettlinx Technologies Pvt Ltd (Loan)	16,95,000	38,50,000
Prepaid Insurance	25,064	-
Total	17,20,064	38,50,000



Nettlinx Realty Private Limited
Statement of changes in equity for the year ended 31st March, 2022

	Amount (Rs.)		
NOTE -10	As at 31-03-2022	As at 31-03-2021	As at 31-03-2020
SHARE CAPITAL			
Authorised:			
Authorised Capital	50,00,000	50,00,000	50,00,000
5,00,000 Equity Shares of Rs.10/- each			
Issued, Subscribed and Paid Up:			
Issued, Subscribed & Paid up Capital	37,99,790	37,99,790	37,99,790
379979 Equity Shares of Rs.10/- each fully paid up			
Total	37,99,790	37,99,790	37,99,790

a) Reconciliation of equity shares outstanding at the beginning and at the end of the reporting period is set out below:

	As at 31-03-2022		As at 31-03-2021		As at 31-03-2020	
Particulars	No. of Shares	Amount (Rs.)	No. of Shares	Amount (Rs.)	No. of Shares	Amount (Rs.)
Balance at the beginning of the reporting period	3,79,979	37,99,790	3,79,979	37,99,790	3,79,979	37,99,790
Changes in equity share capital during the year	-	-	-	-	-	-
Balance at the end of the reporting period	3,79,979	37,99,790	3,79,979	37,99,790	3,79,979	37,99,790

b) Terms / rights attached to the equity shares

The Company has only one class of equity shares having a par value of Rs. 10/- per share. Each holder of equity shares is entitled to one vote per share. The Company declares and pays dividend in Indian rupees. The dividend proposed by the Board of Directors is subject to the approval of the Shareholders in the ensuing Annual General Meeting, except in case of interim dividend. In the event of liquidation of the Company, the holders of equity shares will be entitled to receive remaining assets of the Company, after distribution of all preferential amounts. The distribution will be in proportion to the number of equity shares held by the shareholders

c) The details of shareholders holding more than 5% equity shares is set below:

Name of the Share Holder	As at 31-03-2022		As at 31-03-2021		As at 31-03-2020	
	No. of Shares held in the Company	% of Shares	No. of Shares held in the Company	% of Shares	No. of Shares held in the Company	% of Shares
Nettlinx Limited	3,79,979	99%	3,79,979	99%	3,79,979	99%

NOTE-11

B. Other equity

Particulars	Reserves and surplus				Items of other comprehensive income		others	Total equity attributable to equity holders of the company
	Capital reserve	Securities premium	General reserve	Retained earnings	Others	Equity instruments through other comprehensive income		
Balance as at the April 1, 2020	-	18,76,44,964	-	(8,71,41,297)	-	(54,49,391)	-	9,55,02,006
Profit for the year				3,95,01,396				3,95,01,396
Payment of dividend (including tax on dividend)								-
Other comprehensive income for the year (net of tax '22)								(9,98,857)
Money Received against share warrants								-
Balance as at March 31, 2021	-	18,76,44,964	-	(4,76,39,900)	-	(64,48,248)	-	13,40,04,546
Profit for the year				1,47,94,366				1,47,94,366
Revaluation Reserve								-
Other comprehensive income for the year (net of tax '8)								-
Money Received against share warrants								3,17,87,447
Balance as at March 31, 2022		18,76,44,964	-	(3,28,45,534)	-	2,53,39,199	-	18,05,86,359

Nettlinx Realty Private Limited
Notes to the financial statements for the year ended 31-03-2022
Amount(Rs.)

NOTE – 12	As at 31-03-2022	As at 31-03-2021
OTHER FINANCIAL LIABILITIES NON-CURRENT		
ICICI Bank Car Loan Account	11,93,175	0
Total	11,93,175	-
OTHER FINANCIAL LIABILITIES CURRENT		
Advances Received from customers	1,12,50,000	1,12,50,000
Current maturities of long-term debt	3,11,725	-
Total	1,15,61,725	1,12,50,000

NOTE – 13	As at 31-03-2022	As at 31-03-2021
OTHER CURRENT LIABILITIES CURRENT		
Audit remuneration payable	50,000	56,750
Employee Related Expenses	21,33,225	69,225
Manohar Loka Reddy	23,88,264	30,68,264
Total	45,71,489	31,94,239

NOTE – 14	As at 31-03-2022	As at 31-03-2021
PROVISIONS		
TDS PAYABLE U/C - 192 B	3,66,000	11,66,726
TDS PAYABLE U/C - 194 A	5,000	19,206
Total	3,71,000	11,85,932

NOTE – 15	As at 31-03-2022	As at 31-03-2021
Current tax liabilities		
Income Tax payable	29,78,973	76,27,262
Total	29,78,973	76,27,262



Nettlinx Realty Private Limited
Notes to the standalone financial statements

Amount(Rs.)

NOTE – 16	For the Year ended 31-03-2022	For the Year ended 31-03-2021
Revenue from operations		
Sale of Land	8,73,00,000	10,30,40,000
Total	8,73,00,000	10,30,40,000

NOTE – 17	For the Year ended 31-03-2022	For the Year ended 31-03-2021
Other Income	12,67,337	-
Gain on Sale of Shares	3,32,828	87,980
Interest Income	16,00,166	87,980
Total	22,00,331	1,75,960

NOTE – 18	For the Year ended 31-03-2022	For the Year ended 31-03-2021
Changes in inventories and finished goods & stock in process	6,34,50,817	4,90,04,450
Cost of land sold	6,34,50,817	4,90,04,450

NOTE – 19	For the Year ended 31-03-2022	For the Year ended 31-03-2021
EMPLOYEE BENEFIT EXPENSE		
Salaries(including managerial Remuneration)	53,49,000	48,30,000
Total	53,49,000	48,30,000

NOTE –20	For the Year ended 31-03-2022	For the Year ended 31-03-2021
Financial costs		
Interest Expenses on unsecured loans	2,301	2,56,080
Loan Process Charges	14,441	-
Interest on Car Loan	97,167	-
Total	1,13,909	2,56,080

NOTE – 21	For the Year ended 31-03-2022	For the Year ended 31-03-2021
OTHER EXPENSES		
Insurance	82,964	22,711
Bank charges	24,699	11,181
Audit Fees	52,250	29,500
Legal & Professional Charges	15,00,000	1,85,000
Travelling Expenses	33,230	-
Rates & Taxes	15,233	4,772
Interest on Late Payment	15,242	12,87,953
Vehicle Maintenance	-	86,900
Total	17,23,618	16,28,017



NETTLINX REALTY PRIVATE LIMITED

5-9-22, 3rd Floor, My Home Sarovar Plaza, Secretariat Road, Saifabad
Hyderabad - 500 063

DEPRECIATION STATEMENT AS PER I.T. ACT 1961 FOR THE YEAR ENDED 31-03-2022

DESCRIPTION OF ASSET	W.D.V AS ON 01-04-2021	ADDITIONS DURING THE YEAR		TOTAL VALUE AS ON 31-03-2022	Rate of Dep.	Depr. For the year	W.D.V. As on 31-03-2022
		BEFORE SEPTEMBER	AFTER SEPTEMBER				
VEHICLES	12,17,271	22,93,219	-	35,10,490	15%	5,26,574	29,83,916
Office Equipment	6,71,272	-	-	6,71,272	10%	67,127	6,04,145
TOTAL	18,88,543	22,93,219	-	41,81,762		5,93,701	35,88,061

Place: Hyderabad
Date : 16-05-2022

For NETTLINX REALTY PRIVATE LIMITED



(Signature)
MANOHAR LOKA REDDY
Director
DIN:00140229

(Signature)
N.VENKATESWARA RAO
Director
DIN:01116904



NETTLINX REALTY PRIVATE LIMITED
5-9-22, 3rd Floor, My Home Sarovar Plaza, Secretariat Road, Saifabad
Hyderabad - 500 063

Amount(Rs.)

STATEMENT SHOWING DEPRECIATION AS PER COMPANIES ACT AS ON 31ST MARCH, 2022

Description of the Asset	Life	GROSS BLOCK			DEPRECIATION			Total 31.03.2022	NET BLOCK	
		As on 01.04.2021	Additions during the year	Deletions during the year	As at 31.03.2022	As on 01.04.2021	During the year	Deletions during the year	As at 31.03.2022	As at 31.03.2021
Vehicles	8 Years	50,39,979	22,93,219	11,33,512	61,99,686	47,69,489	3,88,410	11,33,512	21,75,299	2,70,490
Office Equipment	5 Years	11,47,350	-	-	11,47,350	9,67,350	1,42,500	-	37,500	1,80,000
TOTAL		61,87,329	22,93,219	11,33,512	73,47,036	57,36,839	5,30,910	11,33,512	22,12,799	4,50,490

For NETTLINX REALTY PRIVATE LIMITED



(Signature)

(MANOHAR LOKA REDDY)
Director
DIN:00140229

(Signature)

N.VENKATESWARA RAO
Director
DIN:01116904




Place: Hyderabad
Date : 16-05-2022

COMPUTATION OF TOTAL INCOME
ASSESSMENT YEAR : 2022-2023
ACCOUNTING YEAR : 2021-2022

Name : NETTLINX REALTY PRIVATE LIMITED
Address : 5-9-22, 3rd Floor, My Home Sarovar Plaza, Secretairat Road, Saifabad, Hyd
Status : Private Limited
PAN : AACCN3770B
Ward :

		Amount in Rs.
Income from profits and gains of business\profession		
Net Profit as per Profit and Loss account		1,77,31,912
Less: Dividend Exempt U/s 10(34)		-
		<u>1,77,31,912</u>
Add: Depreciation as per companies act	5,30,910	
Add: Interest on late Payment	15,242	5,46,152
		<u>1,82,78,064</u>
Less: Depreciation as per Income Tax Act	5,93,701	
Less: Income chargeable under capital gains	12,67,337	18,61,039
Business Income		<u>1,64,17,025</u>
Income from Capital Gains		
Sale consideration received	29,89,687	
Less: Cost of Asset	17,22,350	12,67,337
		<u>1,76,84,367</u>
Gross Total Income/(LOSS)		<u>2,73,74,869</u>
Carry Forward Loss		<u>(1,09,57,844)</u>
		<u>1,64,17,025</u>
Tax @ 10% (A)	1,26,733.75	1,26,734
CALCULATION OF BOOK PROFIT U/S.115JB		
Tax @ 15% (B)		26,59,787
Tax liability being higher of (A) or (B) above		26,59,787
Add : Surcharge @7%		1,86,185
		<u>28,45,972</u>
Add : Education Cess @4%		1,13,839
Total Tax Payable		<u>29,59,811</u>
Less :- Prepaid Taxes		
Add :- Interest U/s. 234B		
Add :- Interest U/s. 234C		
Less :- Income tax payable U/s. 140 A		
Balance payable		-
		Tax on Total Income



A. General Information

Nettlinx Realty Private limited ('the Company') is a Limited Company incorporated in India, registered under Companies Act 1956 having registered office at 5-9-22 Flat No.303, 3rd Floor My Home Sarovar Plaza, Secretariat Road, Saifabad, Hyderabad TG 500063 IN

Nettlinx Realty Private profitable diversification under the Nettlinx Holding Company, Nettlinx Realty Pvt. Ltd has chalked out ambitious plans as the real estate sector is booming across the principal cities in India and is poised to grow rapidly in the next few years.

B. Basis of preparation of financial statements

B.1. Statement of Compliance

These standalone financial statements have been prepared in accordance with the Indian Accounting Standards (referred to as "Ind AS") as prescribed under section 133 of the Companies Act, 2013 read with the Companies (Indian Accounting Standards) Rules as amended from time to time.

The Board of Directors approved the Financial Statements for the year ended March 31, 2022 and authorised for issue on May 16, 2022

Details of the accounting policies are included in Note 1.

B.2 Basis of preparation and presentation

These financial statements for the year ended March 31, 2022 are the first financial statement that the Company has prepared under Ind AS. For all periods up to and including the year ended March 31, 2017, the Company prepared its financial statements in accordance with the accounting standards notified under Section 133 of the Act, read together with Rule 7 of the Companies (Accounts) Rules, 2014 (hereinafter referred to as 'the Previous GAAP') used for its statutory reporting requirements in India immediately before adopting Ind AS.

These financial statements have been prepared on the historical cost convention and on an accrual basis, except for the following material items in the statement of financial position:

- Certain financial assets and liabilities are measured at fair value;
- Employee defined benefit assets/(liability) are recognized as the net total of the fair value of plan assets, plus actuarial losses, less actuarial gains and the present value of the defined benefit obligation;
- Long term borrowings are measured at amortized cost using the effective interest rate method.



B.3 Functional and presentation currency

The financial statements are presented in Indian rupees, which is the functional currency of the Company.

All amounts are in Indian Rupees except share data, unless otherwise stated.

B.4 Operating Cycle

All the assets and liabilities have been classified as current or non-current as per the Company's normal operating cycle and other criteria set out under Ind As and in the Schedule III to the Companies Act, 2013. Based on the nature of services and their realization in cash and cash equivalents, the company has ascertained its operating cycle as twelve months for the purpose of current or non-current classification of assets and liabilities.

B.5 Critical accounting judgements and key sources of estimation uncertainty.

In the application of the Company's accounting policies, which are described in Note 1, the management of the Company are required to make judgements, estimates and assumptions about the carrying amounts of assets and liabilities that are not readily apparent from other sources. The estimates and associated assumptions are based on historical experience and other factors that are considered to be relevant. Actual results may differ from these estimates.

The estimates and underlying assumptions are reviewed on an ongoing basis. Revisions to accounting estimates are recognised in the period in which the estimate is revised if the revision affects only that period, or in the period of the revision and future periods if the revision affects both current and future periods.

The following are the areas of estimation uncertainty and critical judgements that the management has made in the process of applying the Company's accounting policies and that have the most significant effect on the amounts recognised in the financial statements:

Provision and contingent liability

On an ongoing basis, Company reviews pending cases, claims by third parties and other contingencies. For contingent losses that are considered probable, an estimated loss is recorded as an accrual in financial statements. Loss Contingencies that are considered possible are not provided for but disclosed as Contingent liabilities in the financial statements. Contingencies the likelihood of which is remote are not disclosed in the financial statements. Gain contingencies are not recognized until the contingency has been resolved and amounts are received or receivable.



Useful lives of depreciable assets

Useful life of Property, Plant and Equipment including intangible asset: Residual values, useful lives and methods of depreciation of property, plant and equipment are reviewed at each financial year end and adjusted prospectively, if appropriate.

Investment in equity instruments of subsidiary and associate companies

During the year, the Company assessed the investment in equity instrument of subsidiary and associate companies carried at cost for impairment testing. These companies are expected to generate positive cash flows in the future years. Detailed analysis has been carried out on the future projections and the Company is confident that the investments do not require any impairment.

B.6 Fair value measurement and valuation process:


The company measured financial assets and liabilities, if any, at fair value for financial reporting purposes.

The Company recognises transfers between levels of the fair value hierarchy at the end of the reporting period during which the change has occurred.

1. Significant accounting Policies

1.1 Revenue recognition

Revenue has been recognized on accrual basis. Revenue from having managed to hold and improve the land bank as above at Nagpur, The Company is exploring the possibility of developing an exclusive IT complex on a major portion of the land to attract occupants / tenants from leading National & Global corporations specially from the growing BPO & Software segment. Nagpur is a potentially growing city and has attained the status of becoming a major multi modal cargo hub. The Company has initiated the process of considering possible tie up with leading Companies to jointly leverage the balance portion of land bank for possible conversion in to residential / commercial property development projects. The company presents revenues net of indirect taxes in its statement of Profit and Loss.



Statement of profit and loss

1.2 Foreign currency Transactions.

The functional currency of the Company is the Indian Rupee. The financial statements are presented in Indian rupees (rounded off wherever required)

1.3 Borrowing costs



Borrowing costs attributable to the acquisition or construction of qualifying assets are capitalised as part of the cost of such assets up to the commencement of commercial operations. A qualifying asset is one that necessarily takes substantial period of time to get ready for intended use. Other borrowing costs are recognised as an expense in the year in which they are incurred.

Borrowing cost includes interest incurred in connection with the arrangement of borrowings to the extent they are regarded as an adjustment to the interest cost.

1.4 Taxes on Income Tax and Deferred Tax

Income Tax comprises of current and deferred tax. It is recognised in the Statement of Profit and Loss except to the extent that it relates to a business combination or to an item recognised directly in equity or other comprehensive income.

Provision for income tax is made on the basis of taxable income for the year at the current rates. Tax expense comprises of current tax and deferred tax at the applicable enacted or substantively enacted rates. Current tax represents amount of Income Tax payable/ recoverable in respect of taxable income/ loss for the reporting period. Deferred tax represents the effect of temporary difference between carrying amount of assets and liabilities in the consolidated financial statements and the corresponding tax base used in the computation of taxable income. Deferred tax liabilities are generally accounted for all taxable temporary differences. Deferred tax asset is recognised for all deductible temporary differences, carried forward of unused tax credits and unused tax losses, to the extent that it is probable that taxable profit will be available against which such deductible temporary differences can be utilised. Deferred income tax assets and liabilities are offset when there is a legally enforceable right to offset current income tax assets against current income tax liabilities and when deferred income tax assets and liabilities relate to the income tax levied by the same taxation authority on either the same taxable entity or different taxable entities where there is an intention to settle the balances on a net or simultaneous basis. Deferred tax assets/ liabilities are not recognised for initial recognition of Goodwill or on an asset or liability in a transaction that is not a business combination and at the time of transaction affects neither the accounting profit nor taxable profit or loss. MAT credit is recognised as an asset, only if it is probable that the Company will pay normal income tax during the Specified period.



1.5 Earnings per share

In determining Earning per Share, the Company considers net profit after tax attributable to parent and includes post tax effect of any exceptional item. Number of shares used in computing basic earnings per share is the weighted average number of the shares, excluding the shares owned by the Trust, outstanding during the period. Dilutive earning per share is computed and disclosed after adjusting effect of all dilutive potential equity shares, if any except when results will be anti-dilutive.

Dilutive potential equity shares are deemed converted as at the beginning of the period, unless issued at a later date.

1.6 Property, plant and equipment (PPE)

(i) Property, plant and equipment (PPE) are stated at cost net of any taxes less accumulated depreciation, amortisation and impairment loss, if any. Subsequent expenditure is capitalised only if it is probable that the future economic benefits associated with the expenditure will flow to the Company.

(ii) Cost of an item of PPE comprises of its purchase price including import duties and non-refundable purchase taxes after deducting trade discounts and rebates, any directly attributable cost of bringing the item to its working condition for its intended use and present value of estimated costs of dismantling and removing the item and restoring the site on which It is located.

1.7 Depreciation

Depreciation is the systematic allocation of the depreciable amount of PPE over its useful life as per Ind As 16 and is provided on a Reduced Balance Method basis over the useful lives as prescribed in Schedule II to the Act or as per technical assessment.

Depreciable amount for PPE is the cost of PPE less its estimated residual value. The useful life of PPE is the period over which PPE is expected to be available for use by the Company, or the number of production or similar units expected to be obtained from the asset by the Company

.Such classes of assets and their estimated useful lives are as under

Particulars	Useful life
Buildings	60
Plant and Machinery	13
Furniture & Fixtures	10
Office Equipment – Others	5
Vehicles	8



1.8 Intangible assets and amortisation

(i) Intangible assets acquired are measured on initial recognition at cost. Cost includes all direct costs relating to acquisition of Intangible assets and borrowing cost relating to qualifying assets.

(ii) Subsequent expenditure is capitalised only if it is probable that the future economic benefits associated with the expenditure will flow to the Company.

(iii) There are no intangible assets assessed with indefinite useful life. The life of amortisation of the intangible assets is as follows.

(1) Software - 8 years

(iv) Amortization methods useful life and residual values are reviewed periodically at each reporting period.

(v) Any gain or loss on disposal of an item of Intangible Assets is recognised in statement of profit and loss.

1.9 Inventories

Inventories are accounted for at cost and all other costs incurred in bringing the inventory to their present location and condition, determined on weighted average basis or net realizable value, whichever is less. Net realizable value is the estimated selling price in the ordinary course of business less estimated costs necessary to make the sale.

1.10 Cash and cash equivalents

Cash and cash equivalents in the Balance Sheet comprise cash at bank and cash in hand and short-term deposits with banks that are readily convertible into cash which are subject to insignificant risk of changes in value and are held for the purpose of meeting short-term cash commitments.

1.11 Cash flow statement

Cash flows are reported using the indirect method, whereby net profit before tax is adjusted for the effects of transactions of a non-cash nature and any deferrals or accruals of past or future cash receipts or payments. The cash flows from operating, investing and financing activities of the Company are segregated.

1.12 Employee benefits

Employee benefits are charged to the statement of profit and loss in the year when employee renders the related service. There are no other obligations.



1.13 Financial instruments

a. Recognition and Initial recognition

The Company recognizes financial assets and financial liabilities when it becomes a party to the contractual provisions of the instrument. All financial assets and liabilities are recognized at fair value on initial recognition, except for trade receivables which are initially measured at transaction price. Transaction costs that are directly attributable to the acquisition or issues of financial assets and financial liabilities that are not at fair value through profit or loss, are added to the fair value on initial recognition.

A financial asset or financial liability is initially measured at fair value plus, for an item not at fair value through profit and loss (FVTPL), transaction costs that are directly attributable to its acquisition or issue.

Note: 22

CONTINGENT LIABILITIES (IndAS-37)

Contingent liabilities/claims not provided for:

a) Claims against the Company not acknowledged as Debt: *	2021-22 Rs.	2020-21 Rs.
-----NIL-----	-	-

Note: 23

Auditors Remuneration

	31 st March 2022	31 st March 2021
Statutory Audit Fees	Rs. 50,000/-	Rs.29,500/-
Certification & other Expenses	Rs.2,250/-	NIL

Note: 24


Related party Disclosures (Ind AS-24)

A. List of Related parties

Party Name	Nature of associate
Nettlinx Limited	Holding company
Nettlinx Technologies Pvt.Ltd	Subsidiary Company

B. Key management Personal

1. Manohar Loka Reddy - Director



C. Related party transactions in the ordinary course of business during the year

	31 st March 2022	31 st March 2021
Nettlinx Technologies Pvt Ltd	Rs.21,55,000/-	Rs.38,50,000/-
Manohara Loka Reddy	Rs.6,80,000/-	Rs.30,68,264/-

D. Outstanding Balance of Related Parties

	31 st March 2022	31 st March 2021
Loan to Nettlinx Technologies Pvt Ltd	Rs.16,95,000/-	Rs.38,50,000/-
Loan from Manohara Loka Reddy	Rs.23,88,264/-	Rs.30,68,264/-

Note: 25

Earnings per Share (EPS) –

S.NO.	Particulars	Year Ended 31-03-2022
1	Profit attributable to the Equity Share Holders – A (Rs.)	1,47,94,366
2	No. of Equity Shares	37,99,79
3	Nominal Value of the Share (Rs.)	10
4	Basic / Weighted average number of Equity Shares - B	37,99,79
5	Earnings per Share (Rs.) – A/B*	38.93
6	Diluted Earnings Per Share (Rs)- A/(B+E)	38.93

Note: 26

Reconciliation of Effective Tax rate:

Particulars	Year Ended 31-03-2022
Applicable tax rate	26
Effect of tax-exempt income	0
Effect of non-deductible expenses	0
Effect of allowances for tax purposes	0
Effect of previous year adjustments	0
Effective tax rate	26



Note: 27

Capital Management

The capital structure as of March 31, 2022 is as follows

Particulars	31-Mar-22
Total equity attributable to the equity shareholders of the Company	18,43,86,149
As a percentage of total capital	93.53
Long term borrowings including current maturities	15,04,900
Short term borrowings	1,12,50,000
Total borrowings	1,27,54,900
As a percentage of total capital	6.47
Total capital (equity and borrowings)	19,71,41,049

Note: 28

Corporate Social Responsibility:

The Company is not required to spend towards Corporate Social Responsibility (CSR) as per Section 135 of the Companies Act, 2013, since the company is within the threshold limit given as per the provisions of the Act.

As per our report of even date

For and on behalf of the Board

For M/s.NIRANJAN & NARAYAN.

CHARTERED ACCOUNTANTS

(Reg No 005899S)

P.VENUMADHAVA RAO

PARTNER

Membership No. 202785

UDIN:22202785AKTKXZ1778

Place: Hyderabad

16th May 2022



MANOHAR LOKA REDDY

Director

N. VENKTESWARA RAO
Director

